

Dear Family:

I have a lot to share this week. The students are becoming good readers and quite good spellers, and thank you for your help.

Once again, in Unit 10 a new syllable type is introduced. This new syllable type is called the “D” *syllable* because it contains a double vowel combination, two vowels next to one another such as **ai** in the word **bait**. This syllable is marked:

bait
d

There are several of these vowel combinations in the “D” syllable, but in this Unit we will be working on the **ai** and **ay** combination.

ai - bait - /ā/

ay - play - /ā/

These sounds were introduced earlier in the year, but now we will focus on them in more detail for both reading and spelling.

Reading this new syllable type will not be as difficult as the spelling. Spelling will be a challenge for this syllable type just as it was in the r-controlled syllable. The long sound /ā/ is found in three types of syllables: the vowel-consonant-e, the open, and the “D” syllable. Therefore, your child will need to make decisions as to what option to select when spelling a word. Some parents have asked about electronic spell checkers. These can be used as well as a dictionary in order to determine the correct spelling whenever a word has options. With either, you may help your child determine the correct option.

Please let me know if your child is having difficulty with this work.

Sincerely,





Homework Guide

Follow These 5 Steps:

1. Dictate the word or sentence.
2. Have your child repeat it.
3. Have your child write it.
4. Read the word or sentence again and have your child proofread it carefully.
5. Check his/her work.

WEEK 1

Dictate the words and sentence to your child following the 5 steps listed above.

On Monday Dictate	Review Words	→	cursive	short	flute	exhale
On Tuesday Dictate	Current Words	→	spray	faint	hay	trail bay
On Wednesday Dictate	Trick Words	→	been	great	into	country what
On Thursday Dictate	Sentence	→	Mark picked a daisy for Beth.			

WEEK 2

Dictate the words and sentence to your child following the 5 steps listed above.

On Monday Dictate	Review Words	→	score	polish	maze	smallest
On Tuesday Dictate	Current Words	→	birthday	explain	runway	airport crayon
On Wednesday Dictate	Trick Words	→	American	they	example	from thought
On Thursday Dictate	Sentence	→	The rain did not delay the baseball game.			



Do the "Read, Write and Mark" Activity

Have your child read the following words, copy them on the line and mark up the syllable.

pray pray brain _____

waist _____ stay _____

braid _____ day _____

train _____ bait _____

gray _____ clay _____

paint _____ maid _____

ray _____ pain _____

grain _____ tray _____

pay _____ hay _____

faint _____ raid _____



Do the “Find the Syllable Type” Activity

Have your child circle the words containing a double vowel syllable and cross out any word that does not have a double vowel syllable.

grain	day	give
braid	waited	prayer
orbit	maze	brain
staying	faint	clay
gold	tardy	plain

Have your child write the double vowel syllable words from above on the lines below and mark them up.

grain



Do the “Sentence” Activity

Have your child read the following sentences. Then find the “D” syllables **ai** and **ay** and mark them up.

- 1 Mike picked a daisy for Beth.
d
- 2 Jane had a bad back sprain which is painful.
- 3 Dad will help to repair the bike.
- 4 The children play ball until sunset.
- 5 The subway is fun to ride.
- 6 The birthday party will be held on Sunday.
- 7 Ed will remain at work until the children complain.
- 8 Steve cannot go to the airport to pick up Dad.
- 9 Mom will explain what makes a person faint.
- 10 The baby will remain in the playpen.

Answer Key

- | | | | |
|-------------------|---------------------|---------------------|------------|
| 1. daisy | 2. sprain, painful | 3. repair | 4. play |
| 5. subway | 6. birthday, Sunday | 7. remain, complain | 8. airport |
| 9. explain, faint | 10. remain, playpen | | |



Do the “Pick the Right Vowel Team” Activity

Have your child select a vowel combination from the top of each box to form real words. Have your child write the letters on the lines. Use a dictionary as needed. Read the words.

ai or ay

Sund ____
 f ____ nt
 subw ____

ai or ay

d ____ sy
 rem ____ n
 spr ____

ai or ay

tr ____ l
 runw ____
 p ____ nting

ai or ay

del ____
 pl ____
 afr ____ d

Have your child write the words from above on the lines below. Read the words.

ai words

ay words

WEEK 1

great

country

WEEK 2


America

example


thought

- **Cut words into flashcards. 1.** Each night, help your child **read** all Trick Words from previous units, as well as these.
2. Have your child **trace** each new Trick Word with his or her finger and **spell** it aloud; and **3.** Cover up the Trick Word and have your child write it with his or her finger on the table while naming each letter.


Writing Grid for Word and Sentence Homework

 _____


1 2

 _____


3 4

 _____


1 2

 _____


3 4

 _____


5 1

 _____


2 3

 _____

4 5

 _____

1

 _____

