

Name: _____

Date: _____

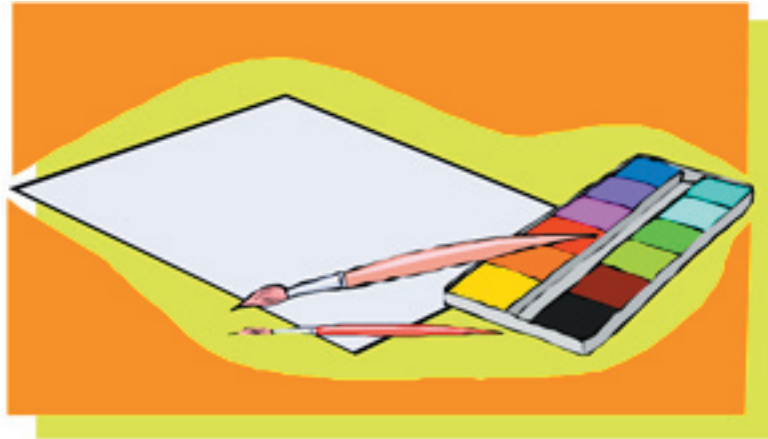
Time to Paint

Here is something fun to do. You can give one to a pal.

1. Get a piece of paper, some paint, and a paintbrush. Put them on a table so that you can work on a picture.

2. Dip your brush in the paint and paint a picture on the paper.

3. When your picture is done, clean the brush. Put the paints and brush away. Share your painting with a friend.



1 Step 3 tells

- how to paint a picture of a house
- what to do when you are done
- where to hang your picture

3 What do you do first?

- paint a picture
- clean your brush
- get paint things ready



2 The story tells you that

- you can give the picture to a friend
- you can help paint your room
- you can share the painting with your mom

Name: _____ Date: _____

A Birthday Card

My sister is having a birthday. I made her a card. First, I got a piece of blue paper, some crayons, and some gold stars. Then I drew a picture of a big yellow cake with 4 red candles. Last, I wrote *Happy Birthday* under the cake. I put gold stars on top of the candles. I gave the card to my sister.



4

What did the girl do first?

- She wrote Happy Birthday on the card.
- She got things she needed to make the card.
- She drew the candles on the cake.

5

What did she do last?

- She gave the card to her sister.
- She drew candles on the cake.
- She drew a big yellow cake.

Answer Key

SAT Standard

Identify explicit sequence

SSS Benchmark

LAA211: Determines the main idea or essential message from a text and identifies supporting information. (Retells a story in sequence.)
LAA213: Reads for information to use in performing a task and learning a new task. (Sequences simple information from text.)

Time to Paint

1. what to do when you are done
2. you can give the picture to a friend
3. get paint things ready

A Birthday Card

4. She got the things she needed to make the card.
5. She gave the card to her sister.